

Unfair Business Practice and Redressal Statistics - February, 2024

A. Compliant and redressal statistics

Fig. 1: Number of complaints received and redressal service provided

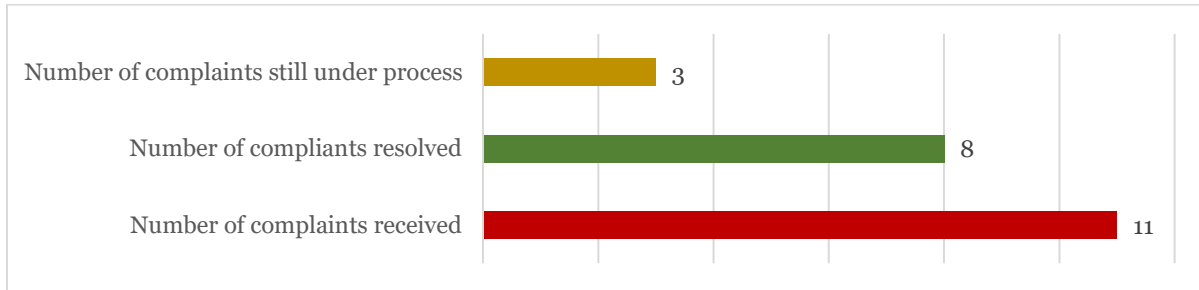
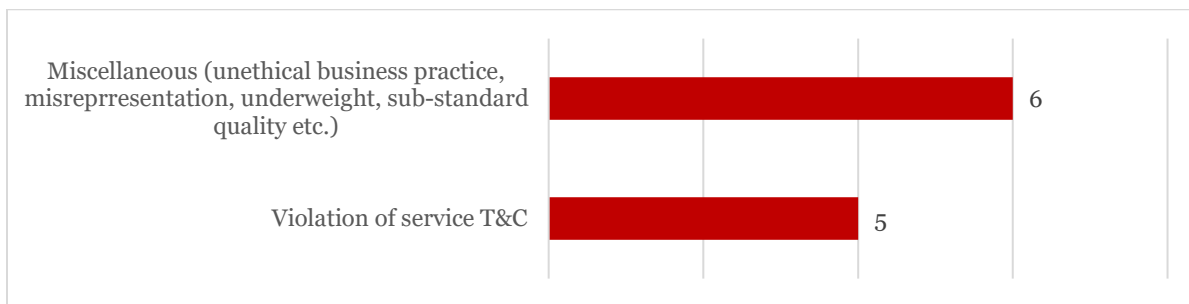


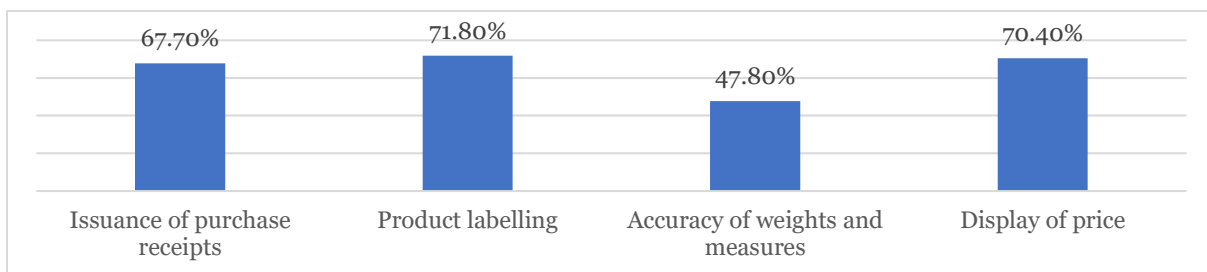
Fig 2: Consumer complaints by type of violation



B: Market surveillance statistics

Number of business firms inspected: **71**

Markets covered: *Dechencholing, Taba, Pamtsho & Jungshina*



For any consumer complaint, please contact us:



1214 (Toll-free)

Walk-in during office hours



www.ccaa.gov.bt



consumerservice@moice.gov.bt